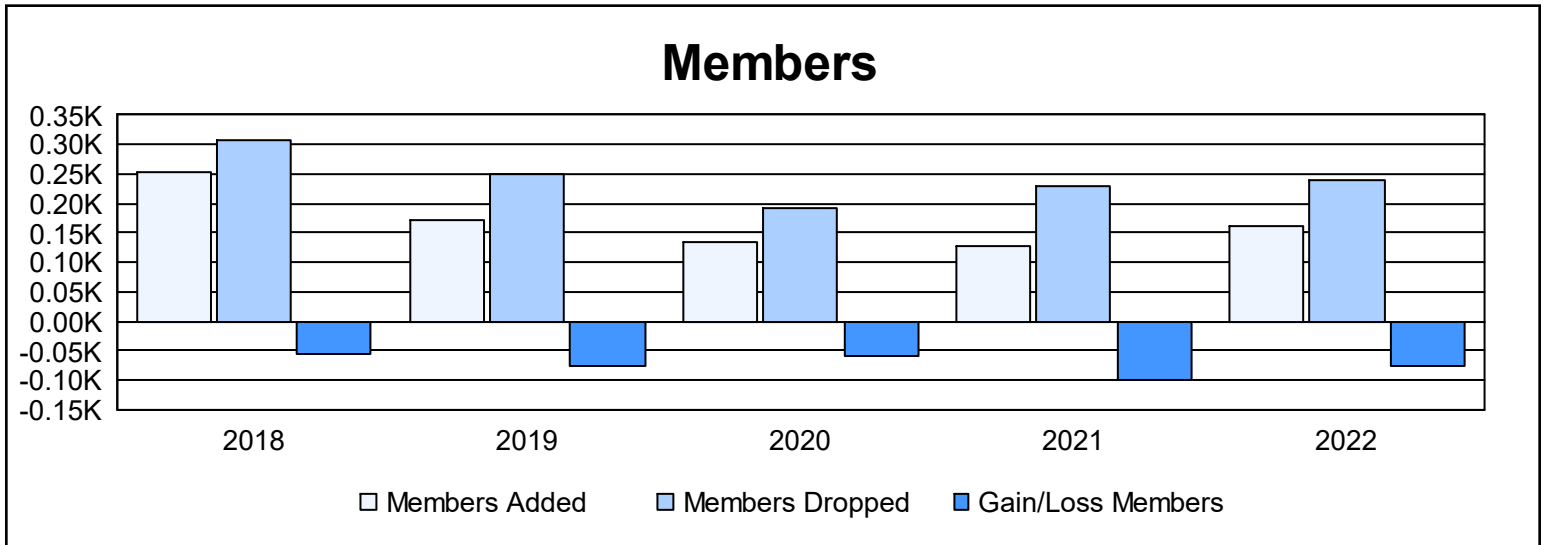
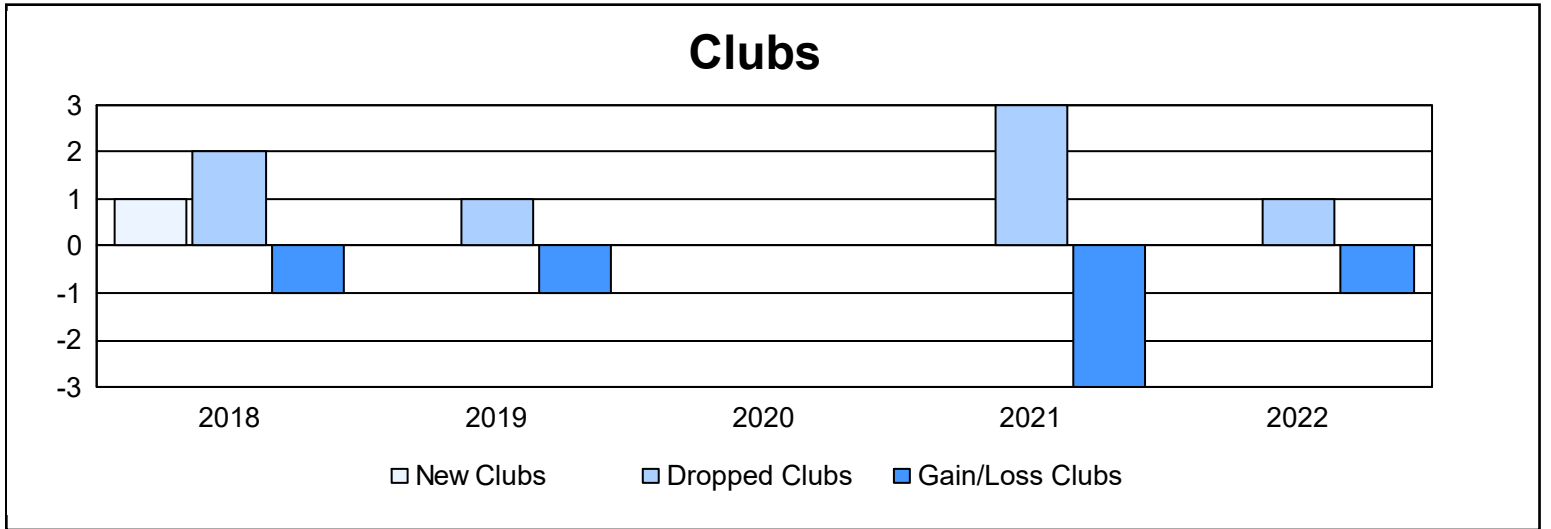
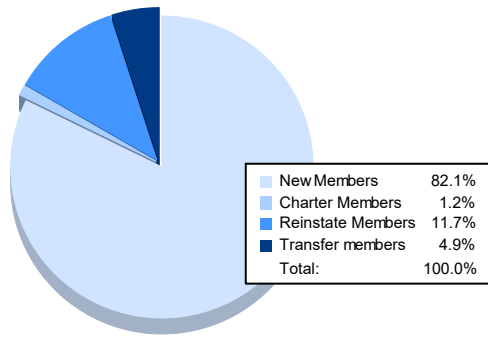


Year	New Clubs	Dropped Clubs	Gain/ Loss Clubs	New Members	Charter Members	Reinstate Members	Transfer Members	Total Member Added	Total Members Dropped	Gain/ Loss Members
2017-2018	1	2	-1	194	36	6	17	253	308	-55
2018-2019	0	1	-1	143	6	11	13	173	249	-76
2019-2020	0	0	0	117	1	8	8	134	192	-58
2020-2021	0	3	-3	99	1	6	21	127	228	-101
2021-2022	0	1	-1	133	2	19	8	162	238	-76
<b>Average</b>	<b>0</b>	<b>1</b>	<b>-1</b>	<b>137</b>	<b>9</b>	<b>10</b>	<b>13</b>	<b>170</b>	<b>243</b>	<b>-73</b>



### Membership Composition June 2022 Cumulative



### Gender Composition June 2022 Cumulative

